



—
College of Social Sciences and Humanities

**Facts and Figures of College of Social Sciences and Humanities during First Semester of
2016/17 Academic year**

“Building the Basis for Development”

Compiled by:

Academic Assessment and Quality Assurance of College of Social Sciences and Humanities

December 26, 2016

Haramaya University

List of Management of College of Social Sciences and Humanities for 2016/17 Academic Year

S.N	Full Name	Position/Responsibility	Remark
1.	Dr.AdinewTadesse	Dean, CSSH	
2.	Mr.AntenehDerribew	Associate Dean, CSSH	
3.	Mr. GeremewChala	Head , CSSH Registrar	
4.	Mr.Daniel Belis	Coordinator, CSSH Module Teams, Cooperative Learning and Quality Assurance	
5.	Mr.BirhanuMidakso	Editorial Manager, East African Journal of CSSH	
6.	Dr. AlemayehuGetachew	Head, School of Foreign Languages and Journalism	
7.	Mr. HabtamuKiros	Coordinator, Journalism and Mass Communication Program	
8.	Mr.AhmedDedo	Coordinator, English Language and Literature Program	
9.	Mr. Timo L.	Coordinator, French Language and Literature Program	
10.	Mr. AyanaBeyene	Head, School of History and Heritage Management	
11.	Mr. DestaRoba	Coordinator, History and Heritage Management Program	
12.	Mr. Samuel Siraj	Coordinator, Tourism Development and Hotel Management program	
13.	Mr. HundumaDagim	Head, Department of A.Oromo, Literature and Communication	
14.	Mrs. HelinaBefekadu	Head, Department of Gender and Development Studies	
15.	Mr. Dame Diriba	Head, Department of Sociology	
16.	Mr. AshenafiYimam	Head, School of Geography and Environmental Studies	
17.	Dr. Reddy	Coordinator, Geography and Environmental Studies Program	
18.	Mr. EjiguAlem	Coordinator, Urban Planning Program	
19.	Mr. GezahegnWondimu	Coordinator, Geographic Information Science Program	

1. Academic Regular Programs under CSSH for 2016/17 Academic year

Table 1.1:Regular Undergraduate Programs in CSSH for 2016/17 Academic year

S.N	School/ Department	Programs
1.	School of Geography and Environmental Studies	Geography and Environmental Studies
		Geographic Information Science
		Urban Planning
2.	School of Foreign Languages and Journalism	English Language and Literature
		Journalism and Mass Communication
		French Language and Literature
3.	School of History and Heritage Management	History and Heritage Management
		Tourism Development and Hotel Management
4.	Department of Sociology	Sociology
5.	Department of Gender and Development Studies	Gender and Development
6.	Department of Afan Oromo, Literature and Communication	Afan Oromo, Literature and Communication

Table 1.2:Regular Postgraduate Programs in CSSHfor 2016/17 Academic year

S.N	School/Department	Master's Programs	PhD Programs
1.	School of Geography and Environmental Studies	MA in Geography and Environmental Studies	-
		MA in Climate Change and Disaster Risk Management	-
2.	Department of Sociology	MA in Sociology	-
		MA in Peace and Development Studies	PhD in Peace and Development Studies
3.	School of History and Heritage Management	MA in History Heritage and Management	-
4.	Department of Afan Oromo, Literature and Communication	MA in A. Oromo, Literature(Afan Oromo Teaching, Applied and Linguistics and Oromo Literature Stream)	-
5.	School of Foreign Languages and Journalism	MA in Teaching English as Foreign Language	PhD in Teaching English as Foreign Language
6.	Department of Gender and Development	MA in Gender and Development	-

Table 1.3: Summary of Regular Academic Programs in CSSH for 2016/17 Academic year

S.N	School/ Department	Undergraduate	Postgraduate	
			Masters	PhD
1.	School of Geography and Environmental Studies	3	2	-
2.	School of Foreign Languages and Journalism	3	1	1
3.	School of History and Heritage Management	2	1	-
4.	Department of Sociology	1	2	1
5.	Department of Gender and Development Studies	1	1	-
6.	Department of Afan Oromo, Literature and Communication	1	1	-
Total		11	8	2

2. Non-regular Academic Programs in CSSH for 2016/17 Academic year**Table 2.1: Summer undergraduate programs in CSSH for 2016/17 Academic year**

S.N	School/ Department	Programs
1.	School of Geography and Environmental Studies	BA in Geography and Environmental Studies
2.	School of Foreign Languages and Journalism	BA in English Language and Literature
3.	School of History and Heritage Management	BA in History and Heritage Management
4.	Department of Afan Oromo, Literature and Communication	BA in Afan Oromo, Literature and Communication

Table 2.2: Summer Postgraduate Programs in CSSH for 2016/17 Academic year

S.N	School/ Department	Programs
1.	School of Geography and Environmental Studies	M.Ed. in Geography and Environmental Study
2.	School of Foreign Languages and Journalism	M. Ed. in English Language and Literature
3.	School of History and Heritage Management	M.Ed. in History and Heritage Management
4.	Department of Afan Oromo, Literature and Communication	M.Ed. in Afan Oromo, Literature and Communication

Table 2.3: Continuing Education Undergraduate Programs in CSSH for 2016/17 Academic year

S.N	School/ Department	Programs
1.	Department of Afan Oromo, Literature and Communication	Afan Oromo, Literature and Communication

Table 2.4: List of Continuing Education Postgraduate Programs in CSSH for 2016/17 Academic year

S.N	School/ Department	Programs
1.	School of Geography and Environmental Studies	Climate Change and Disaster Risk Management
2.	Department of Sociology	Sociology

Table 2.5: Summary of Non-regular Programs in CSSH for 2016/17 Academic year

Programs	Undergraduate	Post-graduate	
		Masters	PHD
Summer	4	4	-
Distance	-	-	-
Continuing	1	2	-
Total	5	6	-

Table 2.6: Summary of Academic Programs in CSSH for 2016/17 Academic year

Programs	Undergraduate	Post-graduate	
		Masters	PhD
Regular	11	8	2
Summer	4	4	-
Distance	-	-	-
Continuing	1	2	-
Total	16	14	2

3. Students Enrollment in CSSH under Regular Academic Programs during first semester of 2016/17 Academic year

Table 3.1: Regular Undergraduate Student's Enrollment under CSSH during First Semester of 2016/17 Academic year

S.N	Department /Program	Undergraduate			Postgraduate					
		M	F	T	Masters			PhD		
					M	F	T	M	F	T
1.	Geography and Environmental Study	124	38	164	11	1	12	-	-	-
2.	Urban Planning	81	24	105	-	-	-	-	-	-
3.	Geographic Information Science	84	28	112	-	-	-	-	-	-
4.	English Language and Literature	32	29	61	11	0	11	10	2	12
5.	French Language and Literature	12	29	41	-	-	-	-	-	-
6.	Journalism and Mass Communication	60	33	93	-	-	-	-	-	-
7.	A.Oromo literature and Communication	61	47	108	-	-	-	-	-	-
8.	Sociology	108	92	200	10	2	12	-	-	-
9.	Peace and Development	-	-	-	7	1	8	-	-	-
10.	Gender and Development Studies	52	139	191	-	-	-	-	-	-
11.	History and Heritage Management	99	11	110	-	-	-	-	-	-
12.	Tourism Development and Hotel Management	36	44	80	-	-	-	-	-	-
Total		751	514	1265	39	4	43	10	2	12

Figure 1. Regular Undergraduate Students Registration Statistics Under College of Social Sciences and Humanities during First Semester of 2016/17 Academic year

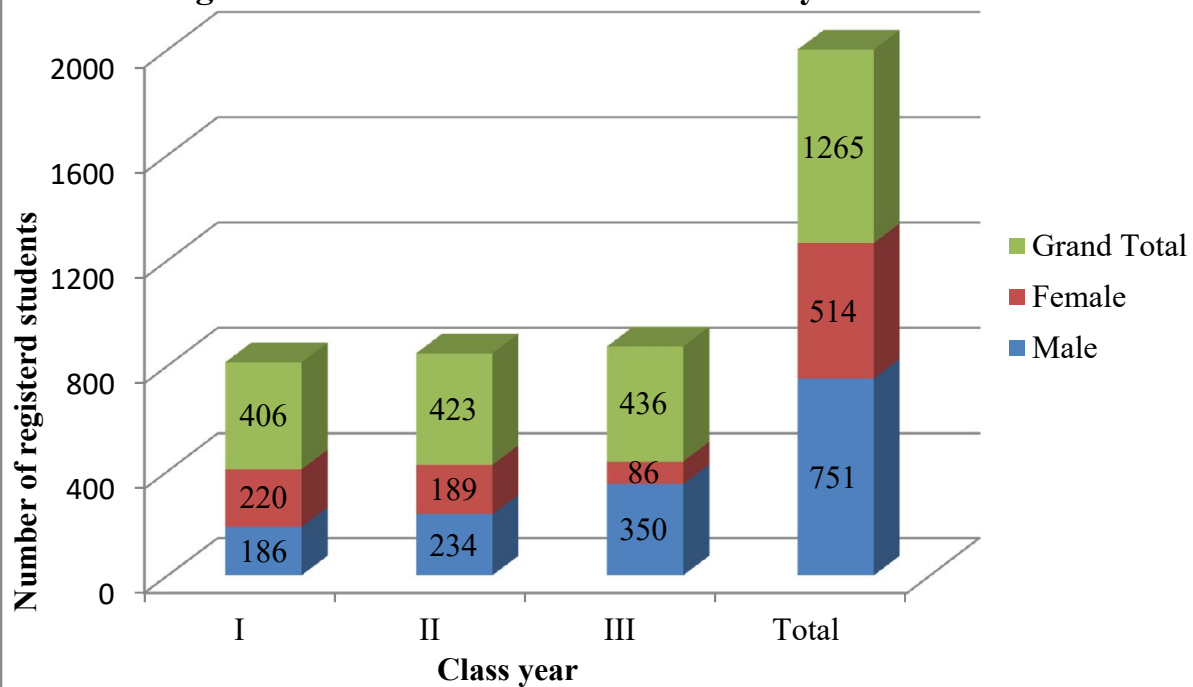


Figure 2. Regular Masters Students Registration Statistics in CSSH during first semester of 2016/17 Academic year

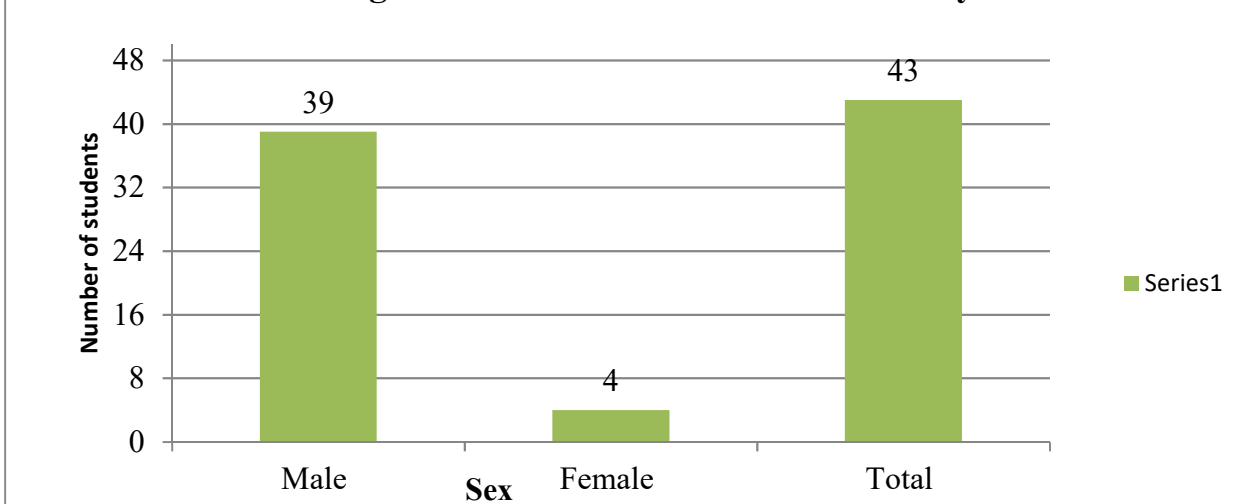


Figure 3. Regular PhD Students Enrollment Under CSSH during first Semester of 2016/17 Academic year

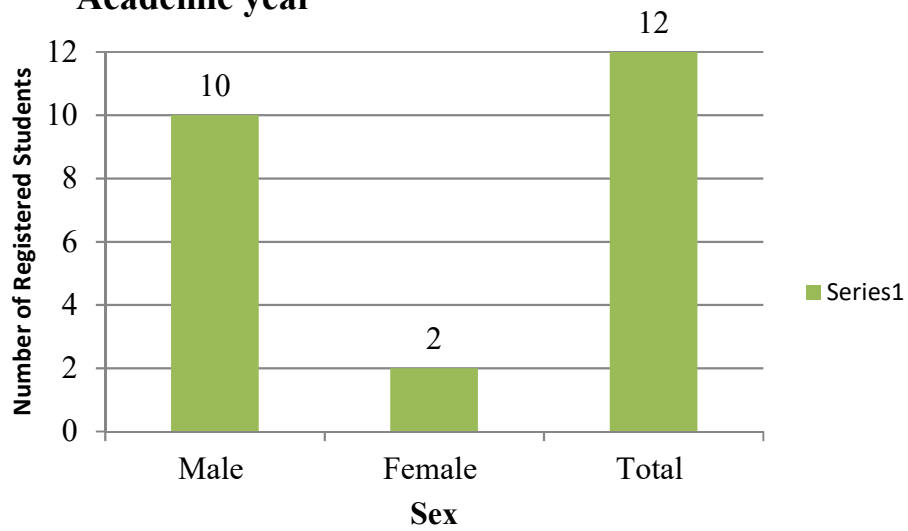


Table 3.2: Summary of Student's Enrollment in CSSH during First Semester of 2016/17 Academic year

Programs	Undergraduate			Post-graduate					
	M	F	T	Masters			PhD		
				M	F	T	M	F	T
Regular	751	514	1265	39	4	43	10	2	12
Summer	-	-	-	-	-	-	-	-	-
Continuing	-	-	-	-	-	-	-	-	-
Total	751	514	1265	39	4	43	10	2	12

5. Academic Staff's Statistics under CSSH for 2016/17 Academic year

Table 5.1: Academic Staff's Statistics in CSSH for 2016/17 Academic year

Academic Rank	Sex		Total
	Male	Female	
Technical Assistant	2	0	2
Graduate Assistant I	3	2	5
Graduate Assistant II	4	2	6
Assistant Lecturer	14	3	17
Lecturer	84	11	95
Assistant Professor	21	1	22
Associate Professor	2	0	2
Professor	-	-	-
Total	130	19	149

Table 5.2: Academic Staff's on Study Leave in CSSH for 2016/17 Academic year

Study Education Level	Sex		Total
	Male	Female	
BA Degree	-	-	-
Masters	9	5	14
PhD	17	2	19
Total	26	7	33

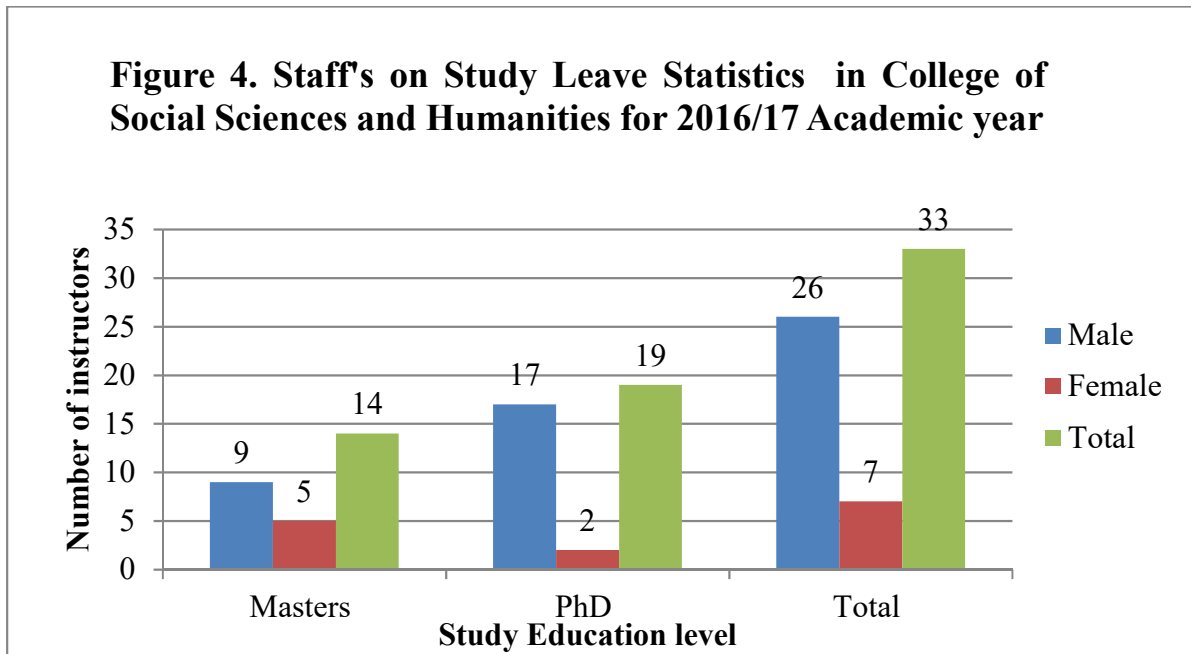


Figure 5. Regular Undergraduate Students Attrition Rate by Sex in CSSH during 2015/16 Academic year

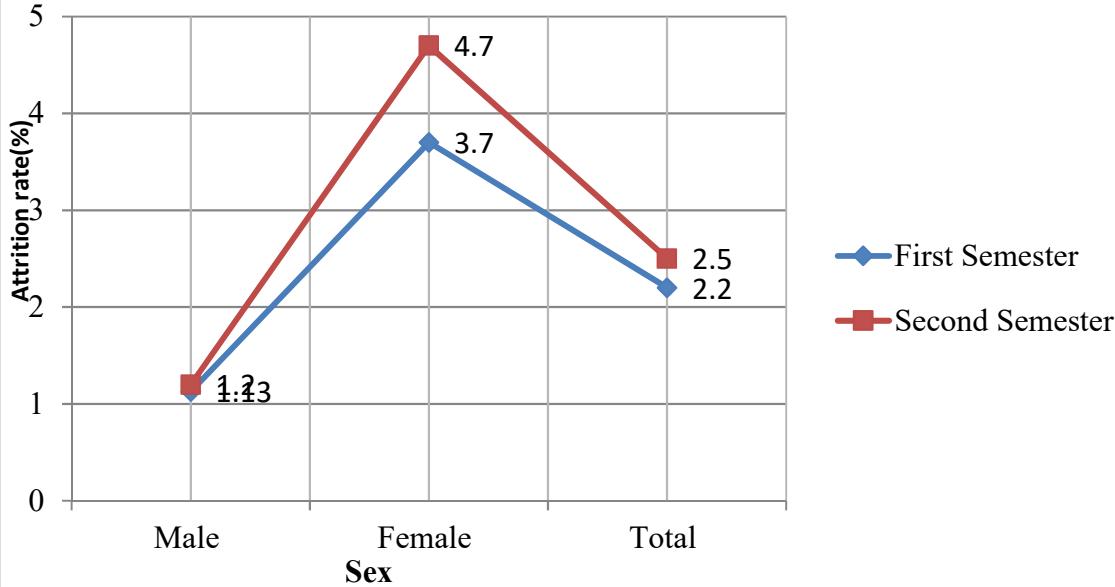
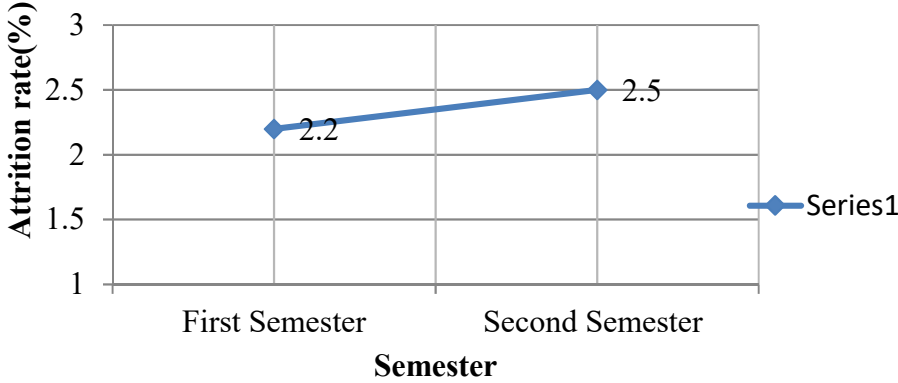


Figure 6. Regular Undergraduate Students Attrition Rate by Semester in CSSH during 2015/16 Academic year



6. Attrition Rate in CSSH during 2015/16 Academic Year

Table 6.1: Attrition Rate in CSSH during First Semester of 2015/16 Academic Year

Class year	Number of Students		Total Number of Students	Number of academically Dismissed Students		Number of academically Dismissed Students	Male students Attrition rate	Female students Attrition rate	Total attrition rate
	M	F		M	F				
I	255	314	569	7	17	24	2.7	5.4	4.2
II	373	93	466	2	3	5	0.5	3.2	1.07
III	160	134	294	0	0	0	0	0	0
IV	9	1	10	0	0	0	0	0	0
Total	797	542	1339	9	20	29	1.13	3.7	2.2

Table 6.2: Attrition Rate in CSSH during Second Semester of 2015/16 Academic Year

Class year	Number of Students		Total Number of Students	Number of academically Dismissed Students		Total Number of academically Dismissed Students	Male students Attrition rate	Female students Attrition rate	Total attrition rate
	M	F		M	F				
I	226	209	435	9	19	28	4	9.1	6.4
II	351	85	436	0	1	1	0	1.2	0.2
III	150	135	285	0	0	0	0	0	0
IV	8	2	10	0	0	0	0	0	0
Total	735	431	1166	9	20	29	1.2	4.7	2.5

Table 6.3: Administrative Staff's Statistics in CSSH for 2016/17 Academic year

Education Level	Sex		Total
	Male	Female	
4-8 grade	-	2	2
9-12 grade	-	3	3
Certificate	-	-	-
Diploma	2	10	12
Degree	3	2	5
Total	5	17	22

7. First Year Students Field of Study Placement in College of Social Sciences and Humanities during 2016/17 Academic Year

Table 7.1 First year student's placement under College of Social Sciences and Humanities during 2016/17 A.Y

S.N	Department/Program	Sex	Number of Students Placed by their choice							Total
			1 st Choice	2 nd choice	3 rd choice	4 th choice	5 th choice	6 th choice	7 th and above choice	
1	Geography and Environmental Studies	M	39	-	1	-	-	-	-	40
		F	15	2	0	-	-	-	-	17
		T	54	2	1	-	-	-	-	57
2	Urban Planning	M	22	-	-	-	-	-	-	22
		F	12	-	-	-	-	-	-	12
		T	34	-	-	-	-	-	-	34
3	Geographic Information Science	M	24	-	-	-	-	-	-	24
		F	19	-	-	-	-	-	-	19
		T	43	-	-	-	-	-	-	43
4	Afan Oromo, Literature and Communication	M	19	-	-	-	-	-	-	19
		F	5	-	-	-	-	-	-	5
		T	24	-	-	-	-	-	-	24
5	History and Heritage Management	M	2	1	-	-	-	4	10	17
		F	0	0	-	-	1	0	9	10
		T	2	1	-	-	1	4	19	27
6	Tourism Development and Hotel Management	M	17	-	-	-	-	-	-	17
		F	32	-	-	-	-	-	-	32
		T	49	-	-	-	-	-	-	49
7	English Language and Literature	M	-	-	-	-	-	-	6	6
		F	-	-	-	-	1	1	11	13
		T	-	-	-	-	1	1	17	19
8	French Language and Literature	M	0	-	-	0	-	0	1	1
		F	1	-	-	1	-	2	4	8
		T	1	-	-	1	-	2	5	9

9	Journalism and Mass Communication	M	14	2	-	-	-	-	-	16
		F	13	5	-	-	-	-	-	18
		T	27	7	-	-	-	-	-	34
10	Gender and Development Studies	M	6	1	0	-	-	-	-	7
		F	30	10	9	-	-	-	-	49
		T	36	11	9	-	-	-	-	56
11	Sociology	M	25	-	-	-	-	-	-	25
		F	39	-	-	-	-	-	-	39
		T	64	-	-	-	-	-	-	64
Overall Grand Total		M	168	4	1	0	0	4	17	194
		F	166	17	9	1	2	3	34	232
		T	334	21	10	1	2	7	51	426

Table 7.2 Number of Students with Disability in College of Social Sciences and Humanities during 2016/17 Academic year

S.N	Department	Sex		Total
		M	F	
1	Sociology	16	-	16
2	Gender and Development	4	6	10
Total		20	6	26

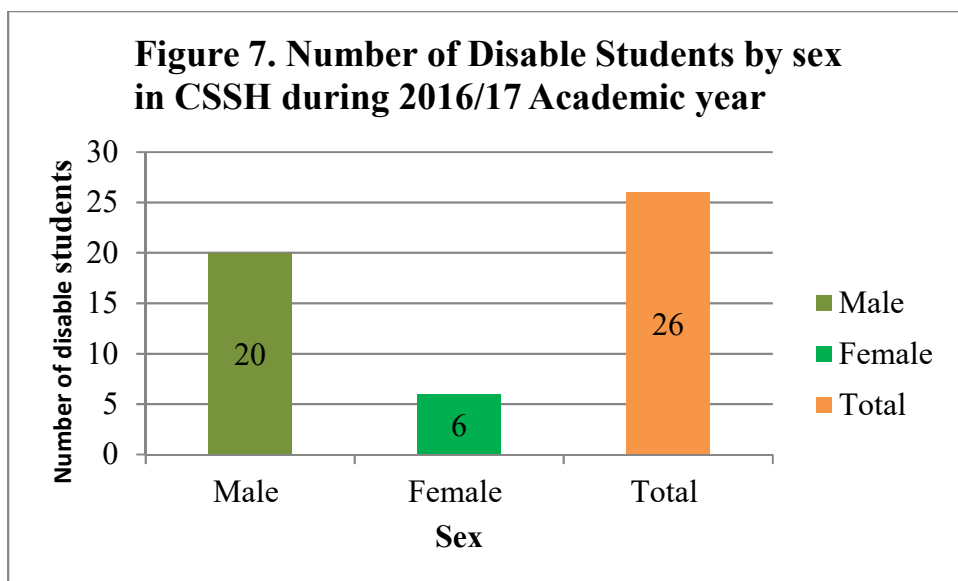


Table 8. 1. Number of Sanitary Facilities in College of Social Sciences and Humanities

S.N	Types of Toilet	Staff only		Student		Shared by all		Total	
		M	F	M	F	M	F	M	F
1.	Attached to offices/classrooms	8	4	-	-	-	-	8	4
2.	Attached to student dormitories	-	-	-	-	-	-	-	-
3.	Communal Toilets	-	-	-	-	-	-	-	-
Total		8	4	-	-	-	-	8	4

9. Academic Staff's Statistics in College of Social Sciences and Humanities for 2016/17 Academic year

Table 9.1 Academic Staff statistics Under the College of Social Sciences and Humanities for 2016/17 Academic year

S.N.	Instructors Academic rank	Qualification									
		Certificate/Diploma		BSc. /BA		Master		PhD		Total	
		M	F	M	F	M	F	M	F	M	F
1.	Senior Technical Assistant	-	-	2	0	-	-	-	-	2	0
2.	Graduate Assistant I	-	-	3	2	-	-	-	-	3	2
3.	Graduate Assistant II	-	-	4	2	-	-	-	-	4	2
4.	Assistant Lecturer	-	-	14	3	-	-	-	-	14	3
5.	Lecturer	-	-	-	-	84	11	-	-	84	11
6.	Assistant Professor	-	-	-	-	3	1	18	0	21	1
7.	Associate Professor	-	-	-	-	-	-	2	0	2	0
Total		0	0	23	7	87	12	20	0	130	19

Table 9.2 Number of Module Teams and Cooperative Learning Teams under College of Social Sciences and Humanities for 2016/17 Academic year

S.N	School/Department	Program	No. of Module Teams	No. of Cooperative Learning Teams
1.	Department of Afan Oromo Literature and Communication	Afan Oromo Literature and Communication	3	20
2.	School of Foreign Languages& Literature	English Language & Literature	6	11
		French Language & Literature	1	8
		Journalism and Mass Communication	1	16
3.	School of Geography & Environmental Studies	Geography & Environmental Studies	1	34
		Urban Planning	1	21
		Geographic Information Science	1	22
4.	Department of Gender & Development Studies	Gender & Development	2	38
5.	Department of Sociology	Sociology	10	37
6.	School of History & Heritage Management	History & Heritage Management	2	17
		Tourism Development & Hotel Management	1	18
Total			11	242

9.4 Total Number of Courses monitored/Audited and Assigned Staffs during First Semester of 2016/17 Academic year

S.N	College	No of Courses Monitored	Assigned Teaching Staffs to conduct Class		No. of Classes Monitored weekly		No. of Courses Delivered During the semester	
			No. of Teaching Staffs	No. of Technical Staffs	No. of Theoretical classes	No. of Practical classes	Semester Based	Block Based
1.	College of Social Sciences and Humanities	196	112	-	293	-	114	82

10. Classrooms, Laboratories, computer Laboratories and Libraries

Table 10.1 Number of Classrooms, Laboratories, Workshops, Computer Laboratories and Libraries in CSSH for 2016/17 Academic year

S.N	Learning Facilities	Number of learning facilities
1.	Classrooms	18
2.	Laboratories	2
3.	Computer Laboratories	1
4.	Libraries	1
Total		21

Table 10.2 Number of Classrooms in College of Social Sciences and Humanities for 2016/17 Academic year

Classrooms	Undergraduate	Post-graduate	Total
Smart Classrooms	1	3	4
Non-smart Classrooms	15	-	15
Total	16	3	19

Table 10.3 Number of Officein CSSH for 2016/17 Academic year

S.N	Staff's	Number of offices
1	Academic Staff's	39
2	Administrative Staff's	12
Total		51

10.4 Total Number of Courses to which exam has been banked in CSSH

Nº	College/Institute	Total No. of Courses in each programs	Total No. of Courses to which Exam has been banked
1.	Geography and Environmental Studies	37	?
2.	Urban Planning	37	?
3.	Geographic Information Science	39	?
4.	A.Oromo, Literature and Communication	36	?
5.	Sociology	37	?
6.	Gender and Development Studies	36	?
7.	French Language and Literature	41	?
8.	English Language and Literature	38	?
9.	Journalism and Mass Communication	43	?
10.	History and Heritage Management	43	?
11.	Tourism Development and Hotel Management	38	?
Total		425	?

Table 10.5 Graduated Students Statistics under College of Social Sciences and Humanities during 2015/16 Academic year

S.N	Programs	Sex		
		Male	Female	Total
1.	Geography and Environmental Studies	30	12	42
2.	Urban planning	22	14	36
3.	Geographic Information Science	19	7	26
4.	Gender and Development Studies	15	31	46
5.	A.Oromo, Literature and Communication	13	17	30
6.	History and Heritage Management	9	3	12
7.	English Language and Literature	5	10	15
8.	French Language and Literature	8	2	10
9.	Journalism and Mass Communication	11	14	25
10.	Sociology	26	27	53
Total		158	137	295

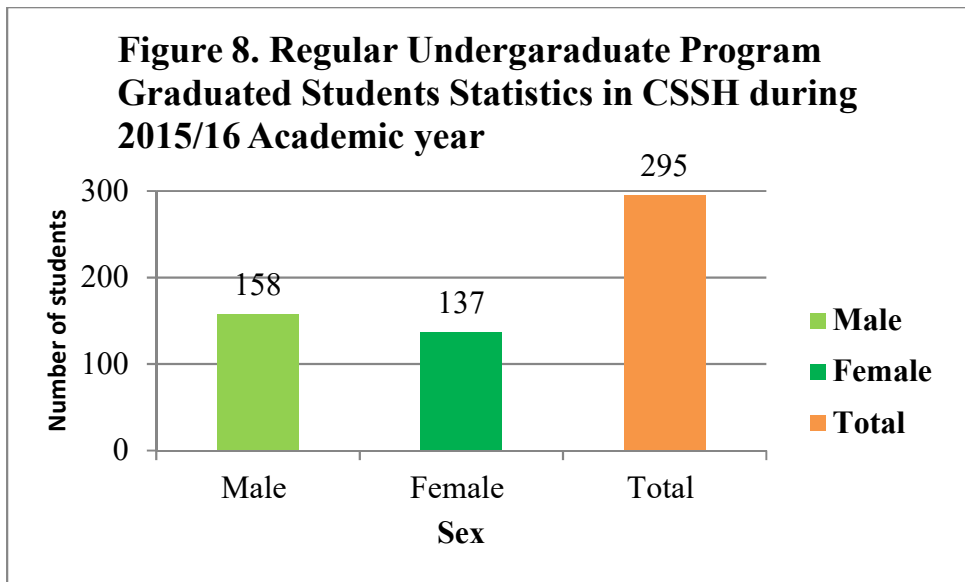


Figure 6. the Average Class Implementation of College of Social Sciences and Humanities from beginning classes on October 10,2016 till the end of 10th of the First Semester of 2016/17 Academic year, Haramaya University

